


OJ GreenZone™ – Zone-controlled VAV system



OJ-Zonemodul-M

- Energy-optimised VAV operation
- Direct Modbus VAV damper
- Air quality and temperature
- QuickPlug™ installation
- Automatic configuration
- 2" touchscreen

The OJ GreenZone™ system is tailored for energy-optimised operation and comfort control in buildings with VAV dampers. Air-exchange and temperature are adjusted as needed in up to 125 zones per AHU.

An OJ Zone Module M is used in each room along with a Direct Modbus VAV damper, whose damper angle and air volume are monitored to obtain energy-optimised operation.

OJ Zone Module M demand-controls ventilation on the basis of the connected temperature, VOC, CO₂ or humidity sensors, which are detected automatically.

The module is installed together with an OJ Zone Master in a network, thus providing energy-optimised operation. The user can adjust room comfort by connecting a colour touchscreen.

Simple installation

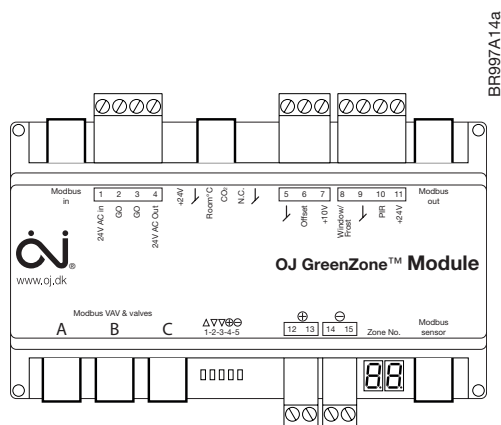
Installation errors and time-consuming troubleshooting are eliminated thanks to the QuickPlug™ Modbus connections. VAV dampers and sensors are electrically separated from other rooms and the addressing is the same in all rooms. Technicians can instantly identify which rooms in the network need to be checked.

Simple configuration

The OJ GreenZone™ system features auto-configuration capability with which the OJ Zone Master itself allocates a unique address to each individual zone module. There are no complicated DIP switches and no risk of network blockages due to random address conflicts.

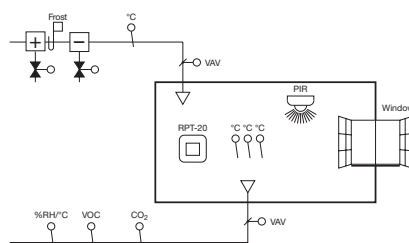
Colour touchscreen

The air exchange and temperature of the zone can be adjusted to a required comfort level by means of a user-friendly wall-mounted 2" colour touchscreen. Technicians and system managers have access anytime, anywhere via the OJ Zone Master Web app.



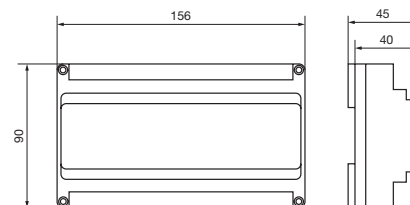
BR997A14a

Connection



BR997A51c

Application example



BR826B02a

Dimensions

Flexible room changes

If the wall is moved or removed because of a change in use of the building, the zone module can, in just a few seconds, be set to work together with the other modules in the same room. A nice comfortable setting can be maintained in larger rooms with average temperature measurements from several room temperature sensors.

Immediate feedback

As soon as the OJ Zone Module detects a sensor, the associated symbol is shown on the 2-digit screen along with the allocated address. Correct bus communication is indicated by flashing LEDs. It has never been easier to check that the installation is OK.

Zone Module beeper

Zone Modules have a built-in beeper which can be activated from the Zone Master's Web app, allowing instant location of a Zone Module installed above a lowered ceiling with numerous ceiling panels. It's quicker to remove one ceiling panel than ten.

INSTALLATION

Controller installation

OJ Zone Module M should be installed on a 35 mm DIN rail in an enclosure that corresponds to the classification of the installation location. The module must be supplied with 24 V AC.

Cable connections

Cables are connected to screw terminals for wires of max. 1.5 mm². Zone Modules are connected in a network with QuickPlug™ Modbus connections using a standard telecom cable, e.g. INEC TD6006, fitted with RJ12 connectors. The Direct Modbus VAV damper with RJ12 connector is connected using the same type of cable.

PRODUCT PROGRAMME

TYPE	PRODUCT
OJ-Zonemodule-M	OJ GreenZone™ Module Modbus
OJ Zonemaster	OJ GreenZone™ Master
OJ-RPT-20T	OJ GreenZone™ 2" room panel
TTH-6202	Duct temperature transmitter
TTH-6040-W	Room temperature transmitter
HTH-6202	Humidity and temperature transmitter
VTH-6202	VOC transmitter (air quality)
ETFWP-998	PT1000 wall-mounted potentiometer
ETF-1098L1-4	PT1000 duct temperature sensor
EFT-998-H	PT1000 room temperature sensor
OJ-Air2 PWR80	Power supply: 230 V AC to 2x24 V AC, 2x60 VA
ETT-KH	Cover for wall mounting

TECHNICAL DATA

Supply voltage	24 V AC ±10%, 50 Hz
Power consumption	< 2 VA
Electrical connection	screw terminals, max. 1.5 mm ²
QuickPlug™ Modbus	6 x RJ12 (6P6C)
Digital inputs	2 x internal pull-up
Digital outputs	2 x potential-free relays, max. 230 V AC, 5 A
Analogue inputs	2 x 0-10 V DC
Sensor input	1 x PT1000
Ambient operating temperature	-20/+40°C
Dimensions	156 x 90 x 45 mm
Enclosure	IP20, ABS
Weight	270 g

CE marking

OJ Zone Module M meets the requirements of the following directives:

EMC Directive	Low Voltage Directive
EN-61000-6-2	EN 60730-1
EN-61000-6-3	