


OJ Microline®

OTN2-IR


3
 YEAR warranty

THERMOSTATS FOR UNDERFLOOR HEATING

Thermostat with hardwired IR sensor

A thermostat capable of improving comfort by measuring the temperature of the floor surface using infrared light.

The thermostat has several advantages in comparison to traditional thermostats with embedded floor sensors.

- Modern design.
- Versatile installation.
- Lower installation costs – no need to embed sensor in floor.
- Measures floor surface temperature.
- Particularly suitable for bathrooms.
- Up to 3600 W / 16 A.
- IR sensor can be placed up to 25 m from thermostat.
- Ideal for installation in double socket.
- Perfect for retrofitted thermostat systems.

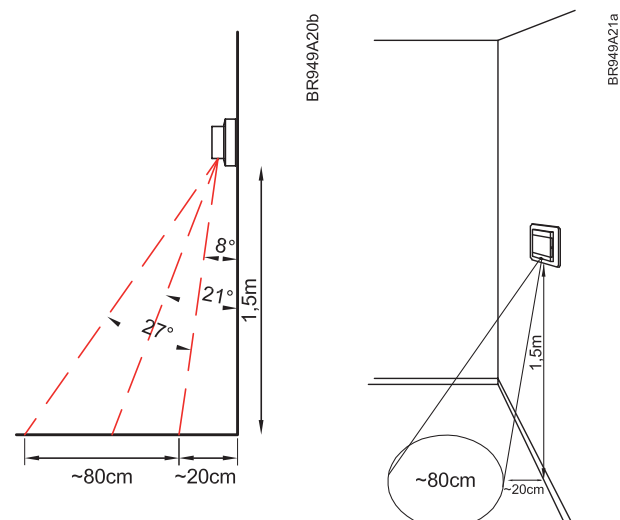
PRODUCT PROGRAMME

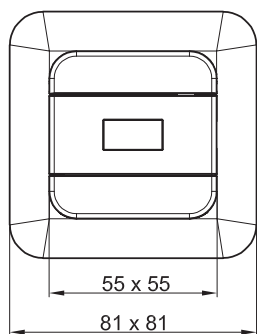
TYPE	PRODUCT
OTN2-1666	Thermostat IP21 incl. IR floor sensor White
OTN2-1666-E2	Thermostat IP21 incl. IR floor sensor Anthracite / Alu

FUNCTION

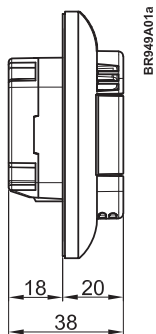
Thermostat control

Electronic thermostat with IR sensor for more accurate measurement of floor surface temperature. With red LED indication of floor heating activity. Must be installed at least 30 cm above floor level. Measuring range of h x 0.5.

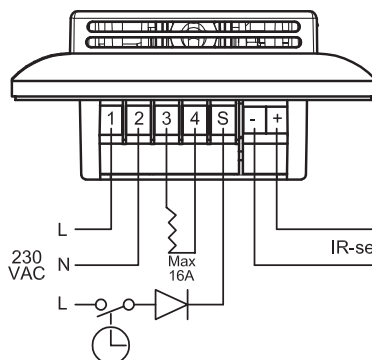




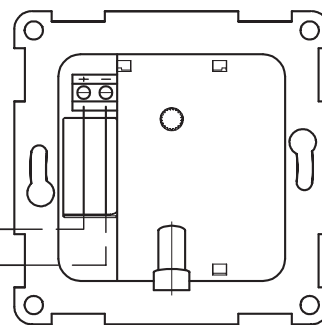
Dimensions (mm)



BR949A01a



Night setback



BR949A22a

Frost protection

Night setback

OTN2 has an adjustable night setback facility. The factory setting is +5°C but this can be adjusted between 2-8°C. Night setback is activated by sending a signal from an external timer or similar.

Frost protection

OTN2 also has a frost protection facility, which is particularly useful for preventing frost damage in summer cottages, cabins and the like.

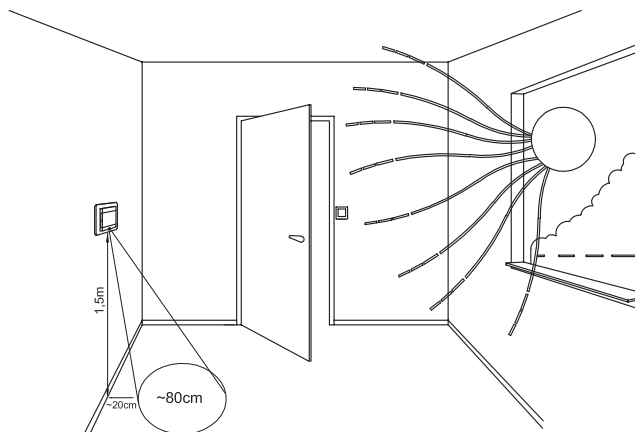
The factory setting is +5°C but this can be adjusted between 5-10°C.

Setting the thermostat

The thermostat is easily set using the buttons behind the front cover. The temperature can be set between +5°C and +40°C.

Positioning the infrared sensor

The sensor should be installed either together with the thermostat about 1.5 meters above the floor surface or up to 25 metres away from the thermostat at a minimum of 30 cm above the floor surface. The sensor must never be installed behind curtains.



BR949A19a

TEKNISKE DATA

Supply voltage	230 V AC ±15% 50/60 Hz
Output relay	16 A, 3,600 W ohmic load or 1 A inductive load
Built-in circuit breaker	2-pole, 16 A
Control range	+5/+40°C
Temperature range	Min./max.
Ambient temperature	0/+40°C during operation
Regulation mode	PWM regulation
On/off hysteresis	0.4°C
Enclosure	IP21
Sensor type	IR sensor
Dimensions (H/W/D)	81/81/38 mm
Display (H/W)	25/22 mm

