

1. IF THERE IS NO LIGHT ILLUMINATED ON THE FRONT OF THE FMS BOX:

- a. Make sure the correct battery type is inserted, battery is not low and battery is inserted correctly.
- b. Make sure FMS BOX is connected correctly to the WLM2 master in standard or network mode.

 [FMS Easy Setup](#) ①

- c. Make sure WLM2 master is turned on.

IMPORTANT NOTICE: Use only the CR2032 battery.

2. IF THERE IS A PROBLEM WITH BLUETOOTH CONNECTION IN FMS DESKTOP:

- a. Turn WLM2 master and FMS BOX off (*restart button*) and on again.
- b. Turn Bluetooth adapter off and on again.
- c. Run FMS DESKTOP in Bluetooth mode and click REFRESH button.

 [FMS Easy Setup](#) ③

- d. Make sure correct FMS BOX NAME is selected in the list.
- e. If there is no FMS BOX NAME check the distance between FMS BOX and computer. Maximum distance is 20 meters.
- f. If necessary pass Bluetooth passkey and click CONNECT button in FMS DESKTOP.
- g. If the problem still occurs reinstall Bluetooth adapter driver software and try again.

IMPORTANT NOTICE: Windows XP platform is not supported for Bluetooth mode in FMS Desktop.

3. IF THERE IS A PROBLEM WITH FMS DESKTOP SOFTWARE INSTALLATION:

- a. Make sure all required software components are installed on the computer.
- b. Make sure antivirus and firewall software does not block or disallow FMS Desktop downloading or installation process.
- c. Restart computer and try again.

IMPORTANT NOTICE: Only Microsoft Windows XP SP2 or higher, Windows Vista, Windows 7 and Windows 8 platform are supported for FMS Desktop.

4. IF THERE IS A PROBLEM WITH FMS BOX SYNCHRONIZATION VIA INTERNET:


- a. Make sure FMS BOX is connected correctly to the router or Internet WAN socket with proper cable (RJ45).

 [FMS Easy Setup](#) ③











- b. Turn WLM2 master and FMS BOX off (*restart button*) and on again.
- c. Turn the router off and on again.
- d. Make sure other computers from the same network can access to the Internet.
- e. Check router configuration (DHCP and MAC FILTERING, etc.).
- f. Sign in to your FMS Online account via FMS DESKTOP or FMS MOBILE and check FMS BOX synchronization state.






If you need additional support, please contact the retailer or sales representative from whom You purchased the FMS BOX on how to obtain customer support for your FMS system.



The LED states

	no SD card or SD card failure
	incorrect SD card type
	the "configuration wizard" has not been finished
	data is being synchronized via the Internet
	new software version is being downloaded
	active Bluetooth communication
	system has not been programmed
	system is being programmed
	Modbus communication error
	low battery

Legend

-  fast flashing
-  fast - fast - slow flashing
-  continuous